

## What are mobile apps?

A mobile application, or mobile app, is a type of application software designed to run on a mobile device, such as a smartphone or tablet.

Such mobile apps offer citizen centric services to the population relating to: Agriculture, Economy, Social Services, Entertainment/Games, Music and Fitness apps.

Examples of popular apps on a mobile phone are Facebook, Twitter, WhatsApp, YouTube and Instagram.

## What are the apps for Mauritius?

The mobile applications, being rolled out by the Government of Mauritius, are designed to assist the user by providing government specific services.

The apps are:

- Search Gov
- Consumer Rights
- Smart Traffic
- School Companion
- Smart Police
- SME Net
- Emergency Alert App
- Green Living Index
- EEMO
- Family Welfare

## How to Install the mobile applications on your mobile phone

**Ensure that you are connected to the Internet first (via Wi-Fi or Mobile data).**

### Method 1

Locate and open the App Store (on iPhone) or Play Store (on Android devices) app on your phone.

You may be prompted to sign in with your Apple/Google credentials. It will also require you to accept the terms and conditions.

You can then use the search feature (magnifying glass) to search for the app you want (e.g. Smart Police).

Tap the “Install” or “Get” to install the app. Your device will then install the app and you can start using it.

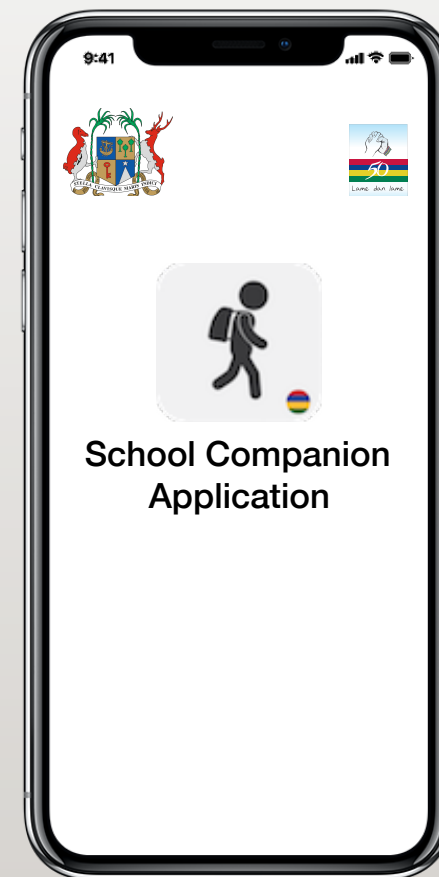
### Method 2

You can install any QR Code Reader app on your device, start it up and scan the QR Codes in this leaflet. The image below is an example of a QR Code. It will send you to the Government App Website ([mauritiusapps.govmu.org](http://mauritiusapps.govmu.org)) where you can get more information on the mobile applications:



# Nou La Pou Ou!

An initiative of the Ministry of Technology, Communication and Innovation, Mauritius



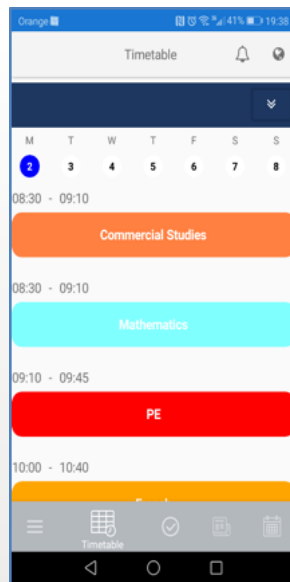
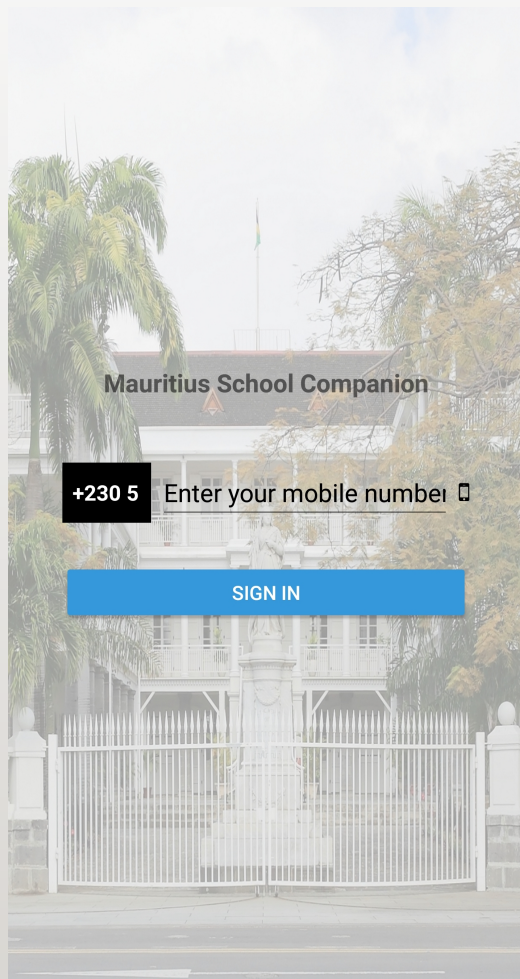
Google Play and the Google Play logo are trademarks of Google LLC.

Apple, the Apple logo, iPhone, and iPad are trademarks of Apple Inc., registered in the U.S. and other countries and regions. App Store is a service mark of Apple Inc

# School Companion App



When launching the School Companion App, the user is requested to enter his/her phone number. The latter is given a one time code/password to access the app.

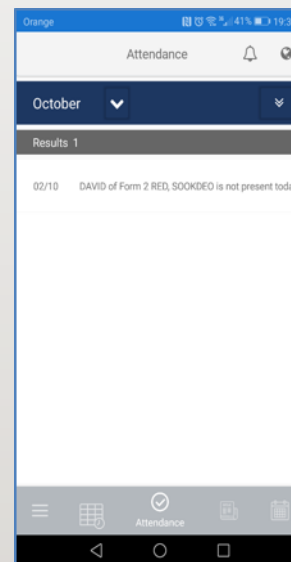


## Timetable and attendance

The mobile app will provide parents with information regarding the *timetable* of his/ her child/children and *absences and latenesses* of his/her child/children at school.

## News and Events

The app will also allow parents to view *News and Events* pertaining to his/her child/children attending school.



Each school will be responsible for the upload and regular update of the above information.

## Other functionalities

The mobile app provides notifications per class as well as per school so that the parents are notified of any urgency.

As with any other application, internet connectivity (Wi-Fi or mobile data) is required for the notification to work.

## The Organisation providing support

The Ministry of Education and Human Resources, Tertiary Education and Scientific Research has collaborated with the Ministry of Technology, Communication and Innovation.

## Procedures to download the app

- Visit <https://mauritiusapps.govmu.org/>. Direct links to the apps are available on the site also
- Search for “School Companion” on Play Store or App Store. You may need to add “Mauritius” in case you are having difficulties in finding the app
- Scan the QR Code below using your QR Code Reader app:



See overleaf for more help in installing the app.