

What are mobile apps?

A mobile application, or mobile app, is a type of application software designed to run on a mobile device, such as a smartphone or tablet.

Such mobile apps offer citizen centric services to the population relating to: Agriculture, Economy, Social Services, Entertainment/Games, Music and Fitness apps.

Examples of popular apps on a mobile phone are Facebook, Twitter, WhatsApp, YouTube and Instagram.

What are the apps for Mauritius?

The mobile applications, being rolled out by the Government of Mauritius, are designed to assist the user by providing government specific services.

The apps are:

- Search Gov
- Consumer Rights
- Smart Traffic
- School Companion
- Smart Police
- SME Net
- Emergency Alert App
- Green Living Index
- EEMO
- Family Welfare

How to Install the mobile applications on your mobile phone

Ensure that you are connected to the Internet first (via Wi-Fi or Mobile data).

Method 1

Locate and open the App Store (on iPhone) or Play Store (on Android devices) app on your phone.

You may be prompted to sign in with your Apple/Google credentials. It will also require you to accept the terms and conditions.

You can then use the search feature (magnifying glass) to search for the app you want (e.g. Smart Police).

Tap the “Install” or “Get” to install the app. Your device will then install the app and you can start using it.


Method 2

You can install any QR Code Reader app on your device, start it up and scan the QR Codes in this leaflet. The image below is an example of a QR Code. It will send you to the Government App Website (mauritiusapps.govmu.org) where you can get more information on the mobile applications:



Nou La Pou Ou!

An initiative of the Ministry of Technology, Communication and Innovation, Mauritius



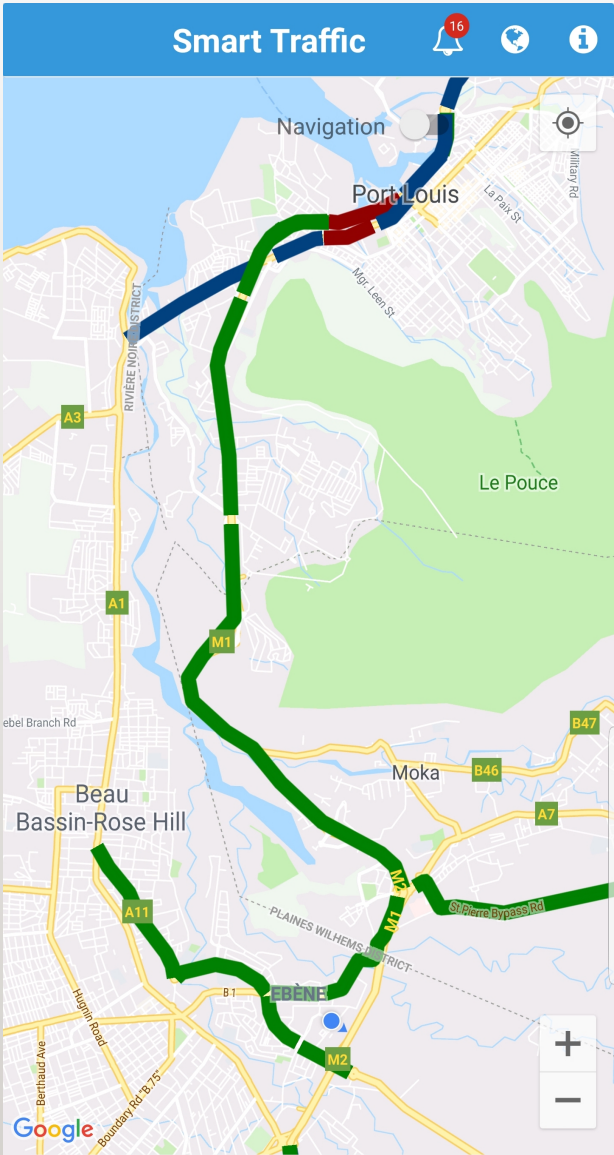
Google Play and the Google Play logo are trademarks of Google LLC.

Apple, the Apple logo, iPhone, and iPad are trademarks of Apple Inc., registered in the U.S. and other countries and regions. App Store is a service mark of Apple Inc.

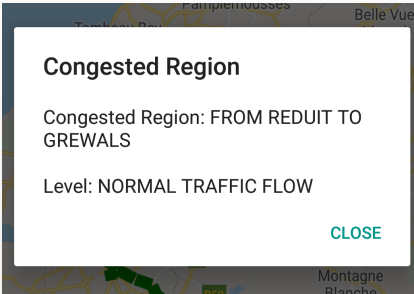
Smart Traffic App



When launching the Smart Traffic App, the user is presented with a map of Mauritius and latest traffic details using different colour codes.

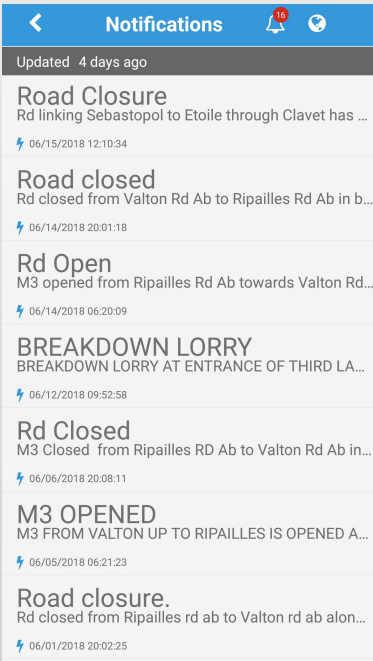


Users can obtain information on the levels of traffic congestion by tapping on the coloured road sections. An information box will then be displayed.









Traffic Notifications

The Traffic branch will provide up to date notifications on important traffic events (such as major congestions, road blocks, accidents, road closures)



Traffic Congestion Legend

The mobile app provides a legend for easy reference. You can access this legend by tapping on the  button at the top-right of the screen.

	HEAVY TRAFFIC FLOW
	MEDIUM TRAFFIC FLOW
	NORMAL TRAFFIC FLOW
	CLOSED ROADS
	DIVERTED TRAFFIC

The Organisation providing support

Behind the app, is the Mauritius Police Force (MPF), which is the national law enforcement agency for the Republic of Mauritius.

The MPF has collaborated with the MTCL and the Central Informatics Bureau for the rolling out of the mobile application.

Procedures to download the app

- Visit <https://mauritiusapps.govmu.org/>. Direct links to the apps are available on the site also
- Search for “Smart Traffic” on Play Store or App Store. You may need to add “Mauritius” in case you are having difficulties in finding the app
- Scan the QR Code below using your QR Code Reader app:



See overleaf for more help in installing the app.